



MEMBER OF:

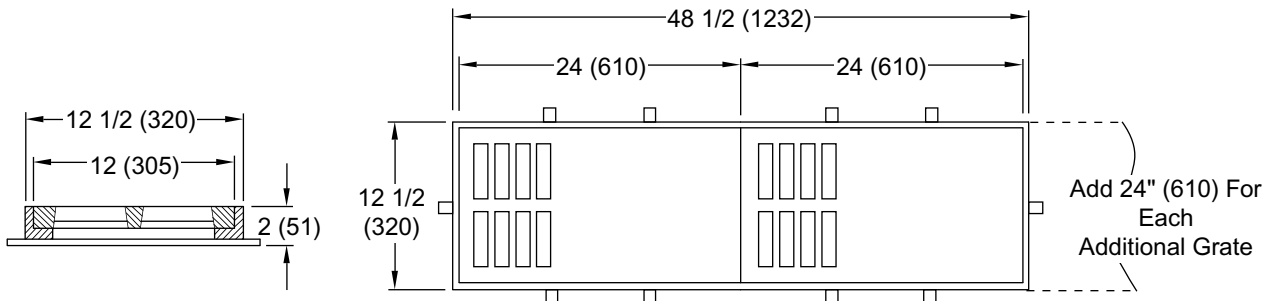
LOCATION

TRENCH GRATING

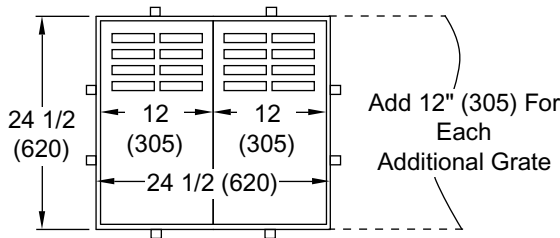
HEAVY DUTY

FUNCTION: Heavy duty grating and frame provide large free drainage area combined with the versatility of continuous grate sections in overall lengths to suit job conditions. Grates are designed for areas where heavy trucks and traffic are encountered. Grates laid in wide dimensions for medium use only.

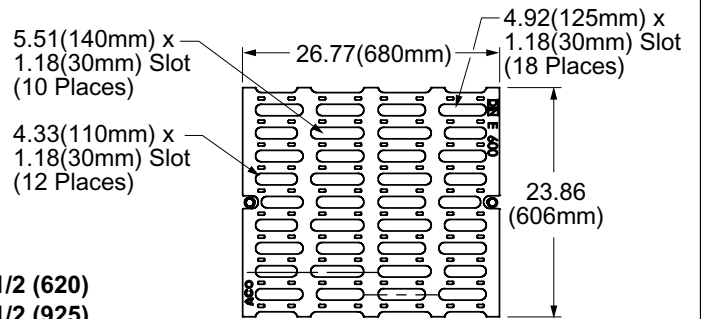
Single Grate
 Free Area
 123 SQ IN
 (794) SQ CM



- Fig. 2970 ... 1 Grate Only - 12 (305) x 24 (610)
- Fig. 2971 ... 1 Grate with Frame - 12 1/2 (320) x 24 1/2 (620)
- Fig. 2972 ... 2 Grates with Frame - 12 1/2 (320) x 48 1/2 (1232)



- Fig. 2982 ... 2 Grates with Frame - 24 1/2 (620) x 24 1/2 (620)
- Fig. 2983 ... 3 Grates with Frame - 24 1/2 (620) x 36 1/2 (925)
- Fig. 2984 ... 4 Grates with Frame - 24 1/2 (620) x 48 1/2 (1232)



H20 Ductile Iron Grate Detail ••

NOTE: When ordering, last digit designates number of grates (if more than 9 grates - specify total number of grates and overall length)

NOTE: Dimensions shown in parentheses are in millimeters.

•• **NOTE:** When specifying H20 Ductile Iron Slotted Grate, the length and width dimensions may vary when using this Grate.

REGULARLY FURNISHED:
 Duco Cast Iron Grate with Steel Frame.

VARIATIONS:
 Secured Grate

OPTIONAL MATERIALS:

- Ductile Iron -M (2970, 2980 Series)
- Ductile Iron Slotted Grate (Load Class H20)
- Galvanized Cast Iron -G
- Nickel Bronze -NB
- Polished Bronze -PB
- Rough Bronze -RB

DRAWING NUMBER
S2970

SIZE
A

SCALE:
NONE

DATE:
5-17-85

APPROVED BY:
TD

CHECKED BY:
TD

DRAWN BY:
PJ

2970, 2980

DIMENSIONS ARE SUBJECT TO MANUFACTURERS TOLERANCE AND CHANGE WITHOUT NOTICE

D	2-7-05	Revised Variations, Note & Optional Mat.	RN	AM
C	1-14-05	Revised Dwg. & Variations	RN	AM
B	6-20-95	Added Millimeters	EMB	BS
A	11-23-93	Submittal Update	EMB	BS
REV.	DATE	DESCRIPTION	BY	CKD. BY

WEIGHT POUNDS	VOLUME CUBIC FEET
------------------	----------------------

FIGURE NUMBER
2970, 2980